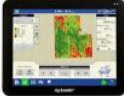










Terminal	SC-type	Terminal software ≥ ...	AXIS M 20.2/30.2 EMC+W NG AXIS M 50.2 EMC+W NG AXIS H 30.2 EMC+W NG AXIS H 50.2 EMC+W NG ≥ S/N 09-050000 with SpeedServos AXENT 90.1/100.1 ≥ S/N 08-010103 with SpeedServos Eckelmann-jobcomputer (NG, G2.5)	AERO GT 60.1 (Multirate)⁴ AERO 32.1 (Multirate)⁴ Eckelmann-jobcomputer (NG)
			Software jobcomputer	
			V6.00.00	V3.00.00
CCI 50 CCI 100 CCI 200 	DT DL	V0000.05.60.01 HW 2.xx	UT (2x6) TC-BAS, TC-SC T-ECU GPS-V Opti	
CCI 800 CCI1200 	DT DL	V4.0.4	UT (2x6) TC-BAS, TC-GEO, TC-SC T-ECU AUX-N GPS-V Opti 2 Control Points	UT (2x6) TC-BAS, TC-GEO, TC-SC T-ECU AUX-N GPS-V 30 Delay times 30 Control Points
Müller-Elektronik Touch 800 Touch 1200 	DT DL	V2.30.08	UT (2x6) TC-BAS, TC-GEO, TC-SC T-ECU AUX-N GPS-V Opti 2 Control Points	UT (2x6) TC-BAS, TC-GEO, TC-SC TECU AUX-N GPS-V
Ag Leader InCommand 1200 	DT	V9.5	UT (2x5) TC-BAS, TC-GEO, TC-SC AUX-N GPS-V	UT (2x5) TC-BAS, TC-GEO, TC-SC AUX-N GPS-V
Raven CR12 	DT	23.4.2.19	UT (2x6) TC-GEO, TC-SC AUX-N GPS-V 2 Control Points	UT(2x6) TC-BAS, TC-GEO, TC-SC AUX-N GPS-V 2 Control Points
TopCon X35 	DL	V5.03.39	UT (2x6) TC-BAS, TC-GEO, TC-SC AUX-N Opti 2 Control Points	UT (2x6) TC-BAS, TC-GEO, TC-SC AUX-N 1 Delay time 30 Control Points
TRIMBLE GFX-750 	DT		UT (2x6) TC-GEO, TC-SC AUX-N Opti 2Control Points	UT (2x6) TC-GEO, TC-SC AUX-N GPS-V Opti Control Points
TRIMBLE TMX IQ Field 	DT	V11.27	UT (2x6) TC-GEO, TC-SC AUX-N GPS-V Opti 2 Control Points	UT (2x6) TC-GEO, TC-SC AUX-N GPS-V 1 Delay time 30 Control Points
TRIMBLE TME/GFX 1060 	DT	V14.40	UT (2x6) TC-GEO, TC-SC AUX-N GPS-V Opti 2 Control Points	UT (2x6) TC-GEO, TC-SC AUX-N GPS-V 1 Delay times 30 Control Points
AMAZONE AmaTron 4 	DL	NW216-1.036	UT (2x6) TC-BAS, TC-GEO, TC-SC AUX-N GPS-V Opti 2 Control Points	UT(2x6) TC-BAS, TC-GEO, TC-SC AUX-N GPS-V 30 Delay times 30 Control Points

Terminal	SC-type	Terminal software ≥ ...	AXIS M 20.2/30.2 EMC+W NG AXIS M 50.2 EMC+W NG AXIS H 30.2 EMC+W NG AXIS H 50.2 EMC+W NG ≥ S/N 09-050000 with SpeedServos AXENT 90.1/100.1 ≥ S/N 08-010103 with SpeedServos Eckelmann-jobcomputer (NG, G2.5)	AERO GT 60.1 (Multirate) ⁴ AERO 32.1 (Multirate) ⁴ Eckelmann-jobcomputer (NG)
			Software jobcomputer	
			V6.00.00	V3.00.00
CLAAS S10 ³ 	DT	V4.00.04	(tested up to SW 5.10.00) UT (2x5) TC-BAS, TC-GEO, TC-SC AUX N (only 32 part width sections)	
CLAAS CEMIS 1200 	DT	V2.3	UT (2x6) TC-BAS, TC-GEO, TC-SC AUX-N GPS-V Opti 2 Control Points	UT (2x6) TC-BAS, TC-GEO, TC-SC AUX-N 30 Delay times 30 Control Points
CNH IntelliView IV AFS pro 700 Plus 	DT	V38.1	UT (2x6)	UT (2x6)
CNH IntelliView 12 AFS Pro 1200 	DT	V4.33	UT (2x6) TC-BAS, TC-GEO, TC-SC AUX-N Opti 2 Control Points	UT (2x6) TC-BAS, TC-GEO, TC-SC AUX-N 6 Delay times 6 Control Points
FENDT Touch NT 10,4“ 	DT	V7.81	(tested up to SW 5.31.00) UT (2x6) TC-BAS, TC-GEO, TC-SC AUX-N Opti (only 36 part width sections)	(tested up to SW 2.10.00) UT (2x6) TC-BAS, TC-GEO, TC-SC AUX-N 6 Delay times
FENDT One 	DT	F08.000.22.000014	UT (2x6) TC-BAS, TC-GEO, TC-SC AUX-N GPS-V Opti 2 Control Points	UT (2x6) TC-BAS, TC-GEO, TC-SC AUX-N 30 Delay times 30 Control Points
John Deere GS 2630 	DT	V3.34.1345	(tested up to SW 5.10.00) UT (2x5) TC-BAS, TC-GEO, TC-SC AUX-N GPS-V 2 Control Points (only 16 part width sections)	
John Deere GS 4640/4240 	DT	V10.28.3314-79	UT (2x6) TC-BAS, TC-GEO, TC-SC AUX-N Opti 2 Control Points	UT (2x6) TC-BAS, TC-GEO, TC-SC AUX-N 1 Delay time 2 Control Points
John Deere GS5 	DT	V10.28.3314-79	UT (2x6) TC-BAS, TC-GEO, TC-SC AUX-N ⁵ Opti 2 Control Points	UT (2x6) TC-BAS, TC-GEO, TC-SC AUX-N 1 Delay time 30 Control Points

Terminal	SC-type	Terminal software ≥ ...	AXIS M 20.2/30.2 EMC+W NG AXIS M 50.2 EMC+W NG AXIS H 30.2 EMC+W NG AXIS H 50.2 EMC+W NG ≥ S/N 09-050000 with SpeedServos AXENT 90.1/100.1 ≥ S/N 08-010103 with SpeedServos Eckelmann-jobcomputer (NG, G2.5)	AERO GT 60.1 (Multirate) ⁴ AERO 32.1 (Multirate) ⁴ Eckelmann-jobcomputer (NG)
			Software jobcomputer	
			V6.00.00	V3.00.00
KVERNELAND Tellus Pro IsoMatch 	DT	V1.9.0.11	UT (2x5) TC-BAS, TC-GEO, TC-SC ¹⁾ T-ECU GPS-V AUX-N Opti ²⁾	UT (2x5) TC-SC GPS-V AUX-N
KVERNELAND Tellus GO 	DT	V1.05.5	UT (2x5) TC-BAS, TC-GEO, TC-SC ¹⁾ T-ECU AUX-N Opti ²⁾ (max. 24 part width sections)	
MF Fieldstar 5 	DT	Current version	UT (2x6)	UT (2x6)
SDF i-Monitor 3 	DL	Current version	UT (2x6) TC-BAS, TC-GEO, TC-SC AUX-N Opti 2 Control Points	UT (2x6) TC-BAS, TC-GEO, TC-SC AUX-N 1 delay time 30 Control Points
VALTRA Smart Touch 	DT	Current version	UT (2x6) TC-BAS, TC-GEO, TC-SC AUX-N Opti 2 Control Points	UT (2x6) TC-BAS, TC-GEO, TC-SC

UT	Universal terminal = handling only using the buttons; details in brackets = number of buttons
TC-BAS	Task Controller Basic = documentation of output data in ISO-XML format
TC-GEO	Task Controller Geo = documentation of stationary data, application cards in ISO-XML format
TC-SC	Task Controller Section Control = automatic section control and headland switch, OptiPoint including
T-ECU	Tractor ECU = provision of the speed signal to the terminal, connection to the 7-pin signal socket
GPS-V	Use of the GPS-speed of the ISOBUS terminal is possible
AUX-N	Auxiliary Control (new) = additional control units like joystick
Opti	Automatic transmission of the OptiPoint values of the fertiliser spreader to the SC settings of the terminal. If no, the OptiPoint works nevertheless, but you have to enter the values manually
Control Points	More required rates per working width (spreading of application cards)
Delay Times	Possible delay times of the individual sections for Section Control, which are supported by the terminal. Important, as each dosing works with a different time
SC Typ	DT = Dist/Time
	DL = Dist/Length

- 1) The distance x must be transferred manually from the OptiPoint
- 2) Delay times are only transferred to the terminal after the spreader has been restarted
- 3) TC-BAS, TC-SC only with deactivated telemetry function
- 4) A machine with the maximum expansion level of functions is assumed. Depending on the machine configuration, the number of possible control points and delay times in combination with the terminal can therefore change.
- 5) AUX assignment is only supported on the two joysticks of the Command Pro armrest. Assigning the pushbutton strip deletes the assignment on the job computer after a restart.

All information is supplied without guarantee. Changes reserved. Current lists you can always find on the Internet at www.rauch.de or www.aef-database.org